

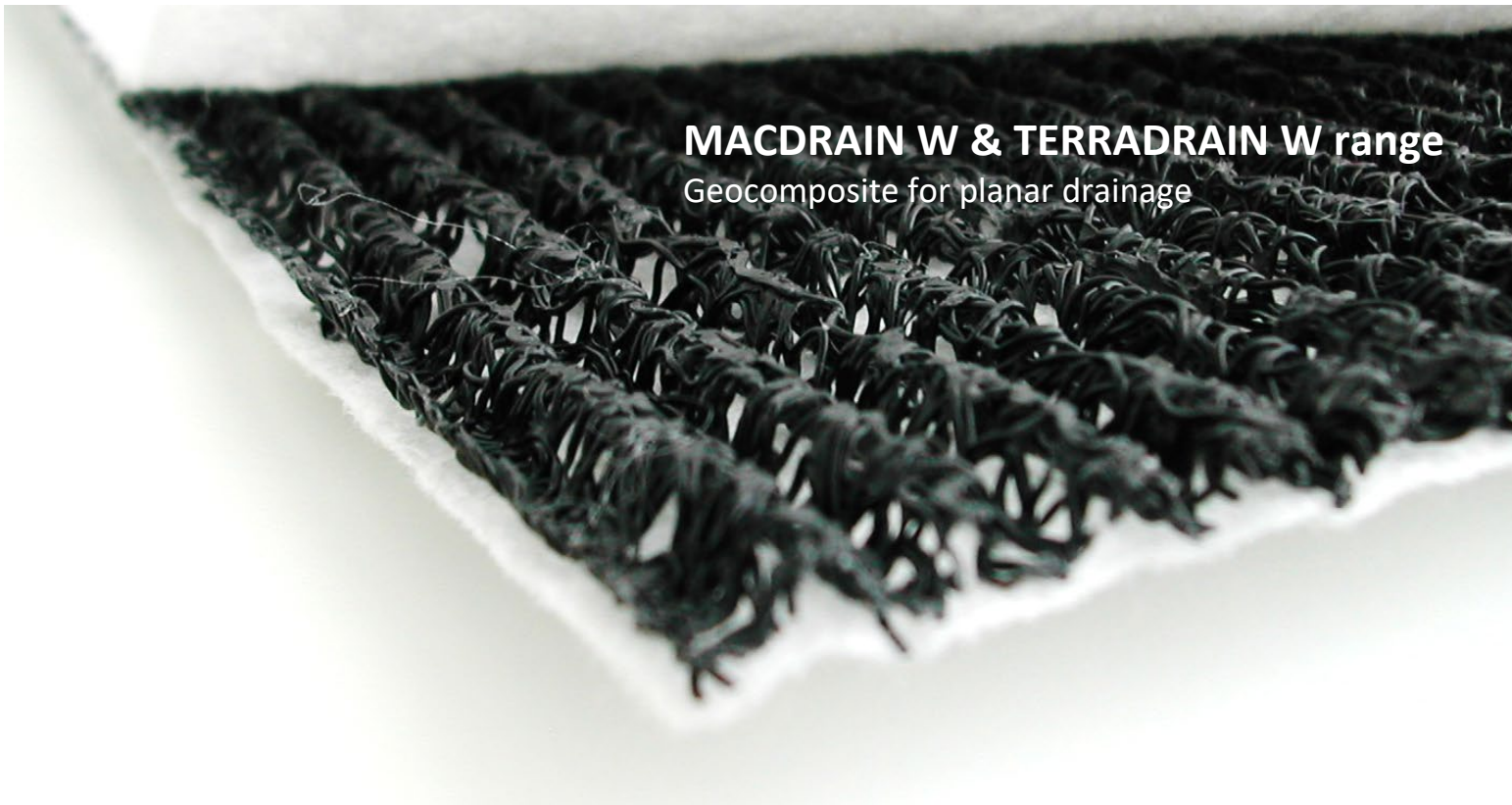
Environmental Product Declaration

as per ISO 14025 and EN 15804

Owner of the declaration:	Officine Maccaferri S.p.A.
Publisher:	Kiwa-Ecobility Experts
Programme operator:	Kiwa-Ecobility Experts
Registration number:	EPD-Kiwa-EE-000377-EN
Issue date:	09.04.2024
Valid to:	09.04.2029



MACDRAIN W & TERRADRAIN W range
Geocomposite for planar drainage



1. General information**Officine Maccaferri S.p.A.****Programme operator**

Kiwa-Ecobility Experts
Kiwa GmbH, Ecobility Experts
Wattstraße 11-13
13355 Berlin
Germany

Registration number

EPD-Kiwa-EE-000377-EN

This declaration is based on the Product Category Rules

PCR B: Product Category Rules for geosynthetic products Edition 2022-02-08

Issue date

09.04.2024

Valid to

09.04.2029

MACDRAIN W & TERRADRAIN W range**Owner of the declaration**

Officine Maccaferri S.p.A.
Via del Faggiolo, 1/12
40132 Bologna (BO)
Italy

Declared product / declared unit

1 m² of MACDRAIN W & TERRADRAIN W range geocomposite including distribution packaging.

Scope

The EPD (A1-A3,C1-C4; D) is based on the composition of MacDrain W 1071 (unit weight 720 g/m²). The LCA results are also representative of the others MacDrain W, Terradrain W and Terradrain Football and Sport products applying the scaling function reported in section 7. Kiwa-Ecobility Experts assumes no liability for manufacturer's information, LCA data and evidence.

Verification

The European standard EN 15804+A2:2019 serves as the core PCR.


Independent verification of the declaration and data according to ISO 14025:2010.

internal

external



Raoul Mancke
(Head of programme operations, Kiwa-Ecobility Experts)



Martin Koehrer
(Verification body, Kiwa-Ecobility Experts)



Dr.-Ing. Morteza Nikravan
(External verifier of Kiwa GmbH)

2. Product

2.1 Product description

MacDrain W, TerraDrain W and Terradrain Football and Sport are geocomposites for planar drainage with a draining core in extruded monofilaments. The draining three-dimensional core will have a “W” configuration as longitudinal parallel channels.

They can be realized by alternatively thermobonding the drainage core with

- two filtering nonwoven geotextiles that may be working as separation or protection layers
- one filtering nonwoven geotextiles
- one filtering nonwoven geotextiles and one polypropylene tarp / membrane.

The external layers are chosen according to the specific application requirements.



2.2 Application

MacDrain W, TerraDrain W and Terradrain Football and Sport are used for drainage purposes in landfills, hydraulic works, civil engineering, planar and vertical drainage of structures. Football and Sport products are used as drainage system in both recreational and homologated sport fields and delivery also shock protection performances.

2.3 Technical data

Characteristic	Unit	Value
Unit weight (EN ISO 9864)	430-1220	g/m ²
Tensile strength (EN ISO 10319) MD	≥8	kN/m
Tensile strength (EN ISO 10319) CMD	≥8	kN/m
Water flow capacity (EN ISO 12958)	(*)	l/m s
Durability (EN 13252, Appendix B)	can be exposed up to 14 days; durable for service lives up to 100 years in natural soil with 4≤pH≤9 and soil temperature ≤25°C	

(*) Performance are detailed in DOP: water flow capacity is function of normal load, gradient and contact type.

2.4 Placing on the market/ Application rules

MacDrain W, TerraDrain W and Terradrain Football and Sport are CE certified for drainage system according to EN 13252:2016.

2.5 Base materials / Ancillary materials

The composition of the reference products is reported in Table below.

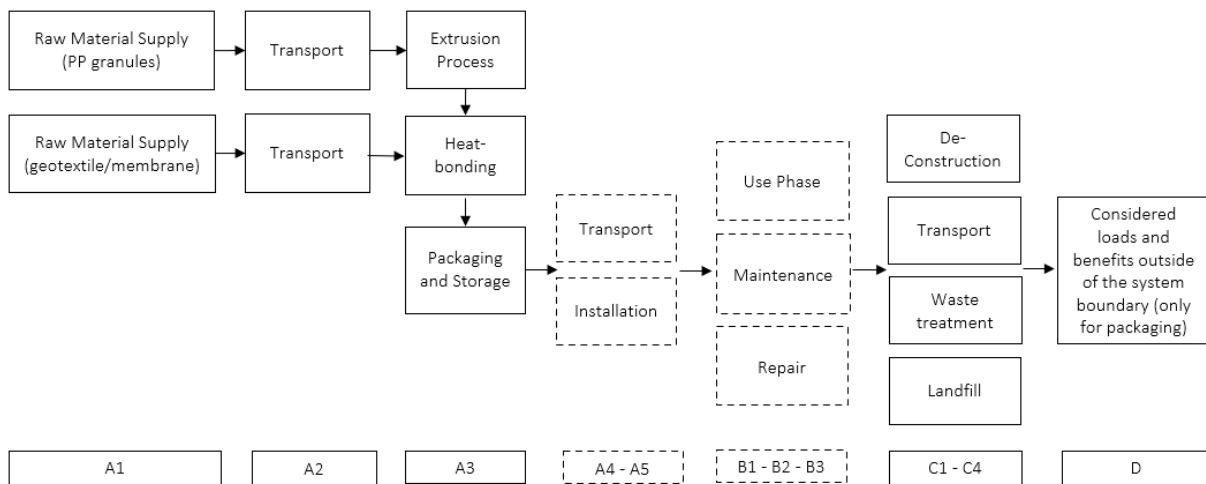
Raw material	Unit	Value
Polypropylene	kg	0.536
Master Batch Polypropylene	kg	0.003
Geotextile Polypropylene	kg	0.281

The content of SVHC does not exceed 0.1 % of the total weight.

2.6 Manufacturing

The manufacturing is managed in Officine Maccaferri S.p.A. plant in Senica (Slovakia).

The production process of MacDrain W, TerraDrain W and Terradrain Football and Sport is the implementation of the core (geomat), through an extrusion process of the polymer. Additional elements may be thermo-bonded to improve the performance of the product, e.g. geotextile. Below is a diagram of the product system and the modules considered.



2.7 Packaging

The finished product is rolled into a cylindrical shape and protected with LLDPE film with UV protection. Rolls, depending on size, can be wrapped in LLDPE stretch film after being loaded onto wooden pallets with the support of cardboard separators. The table below shows the quantities per kg of product.

Packed product	Packaging type	Packaging amount per kg of finished product
MacDrain W	Wooden pallet	0.003 kg
	Cardboard	0.001 kg
	Plastic film (LLDPE)	0.007 kg

2.8 Reference Service Life (RSL)

The typical service life for drainage system is between 25 years to 100 years. The typical Design life is up to 100 years.

2.9 Other Information

For further information on this product please visit the webpage under the following link:

www.maccaferri.com

3. LCA: Calculation rules

3.1 Declared unit

In accordance with the PCR B, 1 m² of MACDRAIN W & TERRADRAIN W range geocomposites is chosen as the declared unit.

Product	Unit weight (g/m ²)	Conversion factor di 1 kg
MACDRAIN W 1071	720	1.388

3.2 System boundary

This is a cradle to gate EPD with modules C1-C4 and module D. More precisely, the following processes were accounted for each module:

A1 - Production of raw materials used in the products, as well as the production of energy carriers used in the production process.

A2 - Transport of raw materials to the manufacturing site and internal handling.

A3 - Manufacturing of the Officine Maccaferri MACDRAIN M which includes the manufacturing steps re-reported in section 2.6 as well as the production of the distribution packaging and of the ancillary material. In addition, the treatment of waste generated from the manufacturing process are accounted for.

C1 – Dismantling of the strip from the construction work.

C2 - Transport from collection point to waste processing and disposal site.

C3 - Shredding and sorting of fractions for recycling.

C4 - Landfill of material fractions not recycled.

D - Benefit and load beyond the product system.

Description of the system boundary																
Product stage			Construction process stage		Use stage							End of life stage				Benefits and loads beyond the system boundaries
Raw material supply	Transport	Manufacturing	Transport from manufacturer to place of use	Construction - installation process	Use	Maintenance	Repair	Replacement	Refurbishment	Operational energy use	Operational water use	Deconstruction	Transport	Waste processing	Disposal	Reuse-Recovery-Recycling potential
A1	A2	A3	A4	A5	B1	B2	B3	B4	B5	B6	B7	C1	C2	C3	C4	D
X	X	X	MND	MND	MND	MND	MND	MND	MND	MND	MND	X	X	X	X	X

X=Module declared | MND=Module not declared

3.3 Estimates and assumptions

The main assumptions are related to packaging for raw materials transportation and distances of inbound transportations. A generic packaging is assumed for the transport of raw materials and auxiliaries, composed as below.

Packaging type	Packaging amount per kg of input	Notes
Wooden pallet	0.02 kg	Average reuse rate of 25 times
Cardboard	0.01 kg	
Plastic bag (HDPE)	0.005 kg	

3.4 Cut-off Criteria

The cut-off applied is related to the packaging of the lubricating oil used in the production process in the Senica plant.

3.5 Period under review and Geographical reference area

All process-specific data was collected for the operating year 2022. Geographical reference area is global.

3.6 Data quality

Specific data were collected at Senica site in Slovakia considering an annual average referred to 2022, whereas the most updated selected generic datasets available in the LCI databases were used for the other modules. Thus, in line with PCR A requirements, manufacturer-specific data is not older than 5 years and generic data is not older than 10 years. The assessment of the potential environmental impacts of the products and components under study has been performed with the support of LCA for Expert v. 10.7.1.28 software and the 2023.2 professional Sphera DB.

3.7 Allocation

A mass allocation based on the weight of the production volumes has been applied.

3.8 Comparability

In principle, a comparison or assessment of the environmental impacts of different products is only possible if they have been prepared in accordance with EN 15804. For the evaluation of the comparability, the following aspects have to be considered in particular: PCR used, functional or declared unit, geographical reference, definition of the system boundary, declared modules, data selection (primary or secondary data, background database, data quality), scenarios used for use and disposal phases, and the life cycle inventory (data collection, calculation methods, allocations, validity period). PCRs and general program instructions of different EPDs programs may differ. A comparability needs to be evaluated. For further guidance see EN 15804+A2 (5.3 Comparability of EPD for construction products) and ISO 14025 (6.7.2 Requirements for comparability).

4. LCA: Scenarios and additional technical information

Considering that this product is used mainly as a drainage system at the base of landfills it cannot be removed at the end of its service life. For this reason, an end of life equal to zero was assumed.

Regarding the end of life of packaging components, the following scenarios were applied:

- The end-of-life plastic component was, conservatively, incinerated.
- The end-of-life treatment of the wooden pallet was taken from the PEF Guidance.
- The end-of-life treatment of cardboard component was based on Eurostat data.

Processes	Unit (expressed per FU or DU of components, products or materials and by type of material)	MACDRAIN W 1071
Collection process specified by type	Kg collected separately	Polymer: 5.72E-03 kg
		Paper: 9.99E-04 kg
		Wood: 2.31E-03 kg
Recovery system specified by type	Kg for reuse	0
	Kg for recycling	Wood: 6.92E-04 kg
	Kg for energy recovery	Polymer: 5.72E-03 kg
		Paper: 7.06E-04 kg
Disposal specified by type	Kg product or material for final deposition	Wood: 7.27E-04 kg
		Landfill (Polymer): 0
		Landfill (Paper): 2.44E-04 kg
		Landfill (Wood): 8.65E-04 kg

5. LCA: Results

The following tables show the results of the impact assessment indicators, resource use, waste and other output streams. The results presented here refer to the declared average product.

LCA results - Indicators describing environmental impacts based on the impact assessment (LCIA): 1 m ² of MACDRAIN W 1071 (EN 15804+A2)							
Parameter	Unit	A1-A3	C1	C2	C3	C4	D
Core environmental impact indicators (EN 15804+A2)							
GWP-total	kg CO2 eqv.	1.73E+00	0.00E+00	7.53E-05	1.91E-02	2.98E-03	-8.54E-03
GWP-f	kg CO2 eqv.	1.73E+00	0.00E+00	7.57E-05	1.79E-02	1.00E-04	-8.50E-03
GWP-b	kg CO2 eqv.	6.41E-03	0.00E+00	-1.12E-06	1.16E-03	2.88E-03	-3.86E-05
GWP-luc	kg CO2 eqv.	1.18E-03	0.00E+00	7.00E-07	2.23E-08	6.84E-08	-5.52E-07
ODP	kg CFC 11 eqv.	7.46E-12	0.00E+00	6.62E-18	9.64E-16	2.51E-16	-6.59E-14
AP	mol H+ eqv.	4.18E-03	0.00E+00	3.97E-07	1.96E-06	7.37E-07	-1.05E-05
EP-fr	kg P eqv.	3.56E-06	0.00E+00	2.76E-10	2.34E-10	4.60E-09	-1.37E-08
EP-mar	kg N eqv.	1.44E-03	0.00E+00	1.92E-07	4.25E-07	7.24E-07	-3.10E-06
EP-ter	mol N eqv.	1.55E-02	0.00E+00	2.14E-06	9.12E-06	3.04E-06	-3.32E-05
POCP	kg NMVOC eqv.	5.11E-03	0.00E+00	3.76E-07	1.25E-06	1.39E-06	-8.63E-06
ADP-e	kg Sb-eqv.	1.03E-07	0.00E+00	4.91E-12	8.98E-12	3.13E-12	-6.03E-10
ADP-f	MJ	6.20E+01	0.00E+00	1.03E-03	2.42E-03	1.45E-03	-1.57E-01
WU	m3 world eqv.	1.10E-01	0.00E+00	8.71E-07	1.78E-03	1.32E-04	-7.89E-04
Additional environmental impact indicators (EN 15804+A2)							
PM	disease incidence	5.04E-08	0.00E+00	1.86E-12	1.16E-11	5.92E-12	-8.94E-11
IR	kBq U235 eqv.	1.28E-01	0.00E+00	1.92E-07	2.34E-05	4.65E-06	-1.98E-03
ETP-fw	CTUe	2.91E+01	0.00E+00	7.24E-04	9.58E-04	2.09E-03	-2.15E-02
HTP-c	CTUh	7.18E-10	0.00E+00	1.46E-14	1.29E-13	5.78E-14	-1.73E-12
HTP-nc	CTUh	2.54E-08	0.00E+00	6.45E-13	1.56E-12	6.62E-12	-4.27E-11
SQP	Pt	8.83E+00	0.00E+00	4.29E-04	7.61E-04	1.90E-04	-2.96E-02
<p>ADP-e= Abiotic depletion potential for non-fossil resources ADP-f=Abiotic depletion for fossil resources potential AP= Acidification potential, Accumulated Exceedance EP-fr= Eutrophication potential, fraction of nutrients reaching freshwater end compartment EP-mar= Eutrophication potential, fraction of nutrients reaching marine end compartment EP-ter= Eutrophication potential, Accumulated Exceedance GWP-b=Global Warming Potential biogenic GWP-f=Global Warming Potential fossil fuels GWP-luc=Global Warming Potential land use and land use change GWP-total=Global Warming Potential total ODP=Depletion potential of the stratospheric ozone layer POCP=Formation potential of tropospheric ozone WU=Water (user) deprivation potential, deprivation- weighted water consumption ETP-fw=Potential Comparative Toxic Unit for ecosystems HTP-c=Potential Toxic Unit for Humans toxicity, cancer HTP-nc= Potential Toxic Unit for humans, non-cancer IRP=Potential Human exposure efficiency relative to U235, human health PM=Potential incidence of disease due to Particulate Matter emissions SQP=Potential soil quality index</p>							

Disclaimer on ADP-e, ADP-f, WDP, ETP-fw, HTP-c, HTP-nc, SQP: The results of these environmental impact indicators must be used with caution, as the uncertainties in these results are high or as there is limited experience with the indicator.

Disclaimer on IR: This impact category mainly addresses the potential effect of low dose ionizing radiation on human health in the nuclear fuel cycle. It does not consider effects due to possible nuclear accidents and occupational exposures, nor does it consider radioactive waste disposal in underground facilities. Potential ionizing radiation from soil, radon, and some building materials is also not measured by this indicator.

LCA results - Indicators describing resource use and environmental information derived from life cycle inventory (LCI): 1 m² of MACDRAIN W 1071 (EN 15804+A2)

Parameter	Unit	A1-A3	C1	C2	C3	C4	D
PERE	MJ	4.99E+00	0.00E+00	7.28E-05	6.16E-04	1.79E-04	-4.50E-02
PERM	MJ	0.00E+00	0.00E+00	0.00E+00	0.00E+00	0.00E+00	0.00E+00
PERT	MJ	4.99E+00	0.00E+00	7.28E-05	6.16E-04	1.79E-04	-4.50E-02
PENRE	MJ	2.77E+01	0.00E+00	1.03E-03	2.43E-03	1.46E-03	-1.57E-01
PENRM	MJ	3.44E+01	0.00E+00	0.00E+00	0.00E+00	0.00E+00	0.00E+00
PENRT	MJ	6.21E+01	0.00E+00	1.03E-03	2.43E-03	1.46E-03	-1.57E-01
SM	Kg	0.00E+00	0.00E+00	0.00E+00	0.00E+00	0.00E+00	0.00E+00
RSF	MJ	0.00E+00	0.00E+00	0.00E+00	0.00E+00	0.00E+00	0.00E+00
NRSF	MJ	0.00E+00	0.00E+00	0.00E+00	0.00E+00	0.00E+00	0.00E+00
FW	M3	8.24E-03	0.00E+00	8.02E-08	4.17E-05	3.14E-06	-3.63E-05
HWD	Kg	6.99E-09	0.00E+00	3.81E-15	5.46E-14	1.06E-13	-8.63E-12
NHWD	Kg	1.57E-02	0.00E+00	1.49E-07	9.42E-05	7.25E-04	-7.69E-05
RWD	Kg	1.17E-03	0.00E+00	1.33E-09	1.45E-07	3.02E-08	-1.19E-05
CRU	Kg	0.00E+00	0.00E+00	0.00E+00	0.00E+00	0.00E+00	0.00E+00
MFR	Kg	3.99E-05	0.00E+00	0.00E+00	0.00E+00	0.00E+00	0.00E+00
MER	Kg	0.00E+00	0.00E+00	0.00E+00	0.00E+00	0.00E+00	0.00E+00
EET	MJ	0.00E+00	0.00E+00	0.00E+00	0.00E+00	0.00E+00	-3.82E-02
EEE	MJ	0.00E+00	0.00E+00	0.00E+00	0.00E+00	0.00E+00	-6.79E-02

PERE=Use of renewable primary energy excluding renewable primary energy resources used as raw materials | PERM= Use of renewable primary energy resources used as raw materials | PERT=Total use of renewable primary energy resources | PENRE= Use of non-renewable primary energy excluding non-renewable primary energy resources used as raw materials | PENRM= Use of non-renewable primary energy resources used as raw materials | PENRT= Total use of non-renewable primary energy resources | SM=Use of secondary material | RSF=Use of renewable secondary fuels | NRSF=Use of non-renewable secondary fuels | FW=Use of fresh water | HWD=Hazardous waste disposed | NHWD=Non-hazardous waste disposed | RWD=Radioactive waste disposed | CRU=Components for re-use | MFR=Materials for recycling | MER=Materials for energy recovery | EET=Exported energy, thermal | EE=Exported energy, electrical

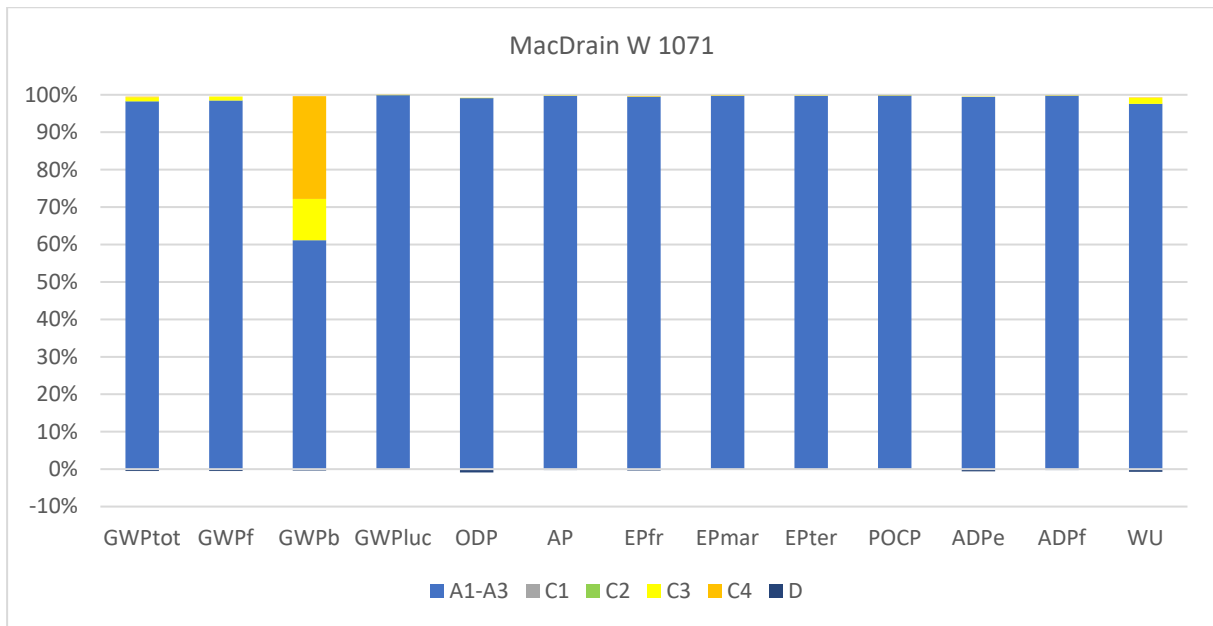
LCA results - information on biogenic carbon content at the factory gate: 1 m² of MacDrain W 1071 (EN 15804+A2)

Parameter	Unit	Value
biogenic carbon content in product	kg C	0
biogenic carbon content in accompanying packaging	kg C	1.19E-03

NOTE 1 kg biogenic carbon is equivalent to 44/12 kg CO₂

6. Interpretation

The analysis of the contribution of each module to the impacts of MACDRAIN W is shown in the graph below. It can be observed that the impacts are driven by modules A1-A3, while the contribution of the other modules is about 4% for all impact categories analyzed, except for GWP biogenic, due to the end-of-life of packaging materials. The contribution of module D is negligible (<1%) compared to modules A1-A3.



7. Scaling

The environmental impacts for the production phase (Module A1-A3) of specific **MacDrain W, Terradrain W and Terradrain Football and Sport** products, defined by nominal unit weight, are shown in the following tables. For other grades the scaling function in the last column can be used, where 'x' represents the nominal unit weight in kg/m².

Product	Unit	W 1070	W 1051	W 1061	W 1071	W 1751	W 1081	Scaling Function
Nominal Unit weight	(g/m ²)	600	600	670	720	770	880	(X*1000)
Nominal Unit weight	(kg/m ²)	0.6	0.6	0.67	0.72	0.77	0.88	X
Core environmental impact indicators (EN 15804+A2)								
GWP-total	kg CO ₂ eqv.	1.41E+00	1.46E+00	1.61E+00	1.73E+00	1.81E+00	2.07E+00	2.24E+00x+9.68E-02
GWP-f	kg CO ₂ eqv.	1.41E+00	1.45E+00	1.60E+00	1.73E+00	1.80E+00	2.06E+00	2.23E+00x+9.61E-02
GWP-b	kg CO ₂ eqv.	4.91E-03	5.53E-03	6.02E-03	6.41E-03	6.48E-03	7.41E-03	7.64E-03x+7.24E-04
GWP-luc	kg CO ₂ eqv.	1.06E-03	9.52E-04	1.08E-03	1.18E-03	1.29E-03	1.48E-03	1.72E-03x-4.02E-05
ODP	kg CFC 11 eqv.	5.63E-12	6.46E-12	7.01E-12	7.46E-12	7.49E-12	8.56E-12	8.74E-12x+9.24E-13
AP	mol H+ eqv.	3.56E-03	3.44E-03	3.85E-03	4.18E-03	4.46E-03	5.10E-03	5.73E-03x+5.28E-05
EP-fr	kg P eqv.	2.87E-06	3.01E-06	3.32E-06	3.56E-06	3.69E-06	4.22E-06	4.54E-06x+2.40E-07
EP-mar	kg N eqv.	1.25E-03	1.18E-03	1.32E-03	1.44E-03	1.55E-03	1.78E-03	2.02E-03x-9.41E-06
EP-ter	mol N eqv.	1.35E-02	1.26E-02	1.43E-02	1.55E-02	1.67E-02	1.91E-02	2.18E-02x-1.27E-04
POCP	kg NMVOC eqv.	4.37E-03	4.21E-03	4.71E-03	5.11E-03	5.47E-03	6.25E-03	7.03E-03x+5.10E-05
ADP-mm	kg Sb-eqv.	8.12E-08	8.78E-08	9.62E-08	1.03E-07	1.06E-07	1.21E-07	1.28E-07x+8.88E-09
ADP-f	MJ	5.07E+01	5.21E+01	5.76E+01	6.20E+01	6.48E+01	7.41E+01	8.05E+01x+3.34E+00
WDP	m3 world eqv.	8.45E-02	9.45E-02	1.03E-01	1.10E-01	1.11E-01	1.27E-01	1.32E-01x+1.19E-02
Additional environmental impact indicators (EN 15804+A2)								
PM	disease incidence	4.44E-08	4.09E-08	4.63E-08	5.04E-08	5.48E-08	6.27E-08	7.21E-08x-1.06E-09
IR	kBq U235 eqv.	9.01E-02	1.14E-01	1.22E-01	1.28E-01	1.24E-01	1.42E-01	1.37E-01x+2.32E-02
ETP-fw	CTUe	2.40E+01	2.44E+01	2.70E+01	2.91E+01	3.06E+01	3.49E+01	3.82E+01x+1.37E+00
HTP-c	CTUh	5.86E-10	6.04E-10	6.67E-10	7.18E-10	7.49E-10	8.57E-10	9.29E-10x+4.01E-11
HTP-nc	CTUh	2.09E-08	2.13E-08	2.36E-08	2.54E-08	2.67E-08	3.05E-08	3.33E-08x+1.22E-09
SQP	Pt	7.11E+00	7.47E+00	8.22E+00	8.83E+00	9.15E+00	1.05E+01	1.12E+01x+6.01E-01

Product	Unit	W 1070	W 1051	W 1061	W 1071	W 1751	W 1081	Scaling Function
Nominal Unit weight	(g/m ²)	600	600	670	720	770	880	(x*1000)
Nominal Unit weight	(kg/m ²)	0.6	0.6	0.67	0.72	0.77	0.88	x
Indicators describing resource use and environmental information derived from life cycle inventory (LCI)								
PERE	MJ	3.77E+00	4.32E+00	4.69E+00	4.99E+00	5.01E+00	5.73E+00	5.86E+00x+6.15E-01
PERM	MJ	0.00E+00	0.00E+00	0.00E+00	0.00E+00	0.00E+00	0.00E+00	0.00E+00x+0.00E+00
PERT	MJ	3.77E+00	4.32E+00	4.69E+00	4.99E+00	5.01E+00	5.73E+00	5.86E+00x+6.15E-01
PENRE	MJ	2.24E+01	2.34E+01	2.58E+01	2.77E+01	2.88E+01	3.29E+01	3.53E+01x+1.88E+00
PENRM	MJ	2.83E+01	2.87E+01	3.19E+01	3.44E+01	3.61E+01	4.12E+01	4.52E+01x+1.46E+00
PENRT	MJ	5.07E+01	5.21E+01	5.77E+01	6.21E+01	6.49E+01	7.41E+01	8.06E+01x+3.34E+00
SM	Kg	0.00E+00	0.00E+00	0.00E+00	0.00E+00	0.00E+00	0.00E+00	0.00E+00x+0.00E+00
RSF	MJ	0.00E+00	0.00E+00	0.00E+00	0.00E+00	0.00E+00	0.00E+00	0.00E+00x+0.00E+00
NRSF	MJ	0.00E+00	0.00E+00	0.00E+00	0.00E+00	0.00E+00	0.00E+00	0.00E+00x+0.00E+00
FW	M3	6.53E-03	7.02E-03	7.70E-03	8.24E-03	8.47E-03	9.69E-03	1.03E-02x+6.85E-04
HWD	Kg	5.80E-09	5.83E-09	6.47E-09	6.99E-09	7.36E-09	8.41E-09	9.25E-09x+2.77E-10
NHWD	Kg	1.25E-02	1.33E-02	1.47E-02	1.57E-02	1.62E-02	1.85E-02	1.98E-02x+1.19E-03
RWD	Kg	8.70E-04	1.01E-03	1.10E-03	1.17E-03	1.16E-03	1.33E-03	1.35E-03x+1.56E-04
CRU	Kg	0.00E+00	0.00E+00	0.00E+00	0.00E+00	0.00E+00	0.00E+00	0.00E+00x+0.00E+00
MFR	Kg	3.31E-02	3.33E-02	3.70E-02	3.99E-02	4.20E-02	4.80E-02	5.27E-02x+1.63E-03
MER	Kg	0.00E+00	0.00E+00	0.00E+00	0.00E+00	0.00E+00	0.00E+00	0.00E+00x+0.00E+00
EET	MJ	0.00E+00	0.00E+00	0.00E+00	0.00E+00	0.00E+00	0.00E+00	0.00E+00x+0.00E+00
EEE	MJ	0.00E+00	0.00E+00	0.00E+00	0.00E+00	0.00E+00	0.00E+00	0.00E+00x+0.00E+00

The environmental impacts for the end-of-life phase (Module C1-C4) of specific **MacDrain W**, **Terradrain W** and **Terradrain Football and Sport** products, defined by nominal unit weight, are shown in the following tables. For other grades the scaling function in the last column can be used, where 'x' represents the nominal unit weight in kg/m².

Product	Unit	W 1070	W 1051	W 1061	W 1071	W 1751	W 1081	Scaling Function
Nominal Unit weight	(g/m ²)	600	600	670	720	770	880	(X*1000)
Nominal Unit weight	(kg/m ²)	0.6	0.6	0.67	0.72	0.77	0.88	X
Core environmental impact indicators (EN 15804+A2)								
GWP-total	kg CO ₂ eqv.	1.83E-02	1.85E-02	2.05E-02	2.21E-02	2.33E-02	2.66E-02	2.92E-02x+9.04E-04
GWP-f	kg CO ₂ eqv.	1.50E-02	1.51E-02	1.68E-02	1.81E-02	1.90E-02	2.18E-02	2.39E-02x+7.39E-04
GWP-b	kg CO ₂ eqv.	3.35E-03	3.37E-03	3.74E-03	4.04E-03	4.25E-03	4.86E-03	5.33E-03x+1.65E-04
GWP-luc	kg CO ₂ eqv.	6.56E-07	6.61E-07	7.33E-07	7.91E-07	8.32E-07	9.52E-07	1.04E-06x+3.23E-08
ODP	kg CFC 11 eqv.	1.01E-15	1.02E-15	1.13E-15	1.22E-15	1.29E-15	1.47E-15	1.61E-15x+4.99E-17
AP	mol H+ eqv.	2.56E-06	2.58E-06	2.87E-06	3.09E-06	3.26E-06	3.72E-06	4.09E-06x+1.26E-07
EP-fr	kg P eqv.	4.24E-09	4.27E-09	4.74E-09	5.11E-09	5.38E-09	6.15E-09	6.75E-09x+2.09E-10
EP-mar	kg N eqv.	1.11E-06	1.12E-06	1.24E-06	1.34E-06	1.41E-06	1.61E-06	1.77E-06x+5.48E-08
EP-ter	mol N eqv.	1.19E-05	1.19E-05	1.33E-05	1.43E-05	1.50E-05	1.72E-05	1.89E-05x+5.84E-07
POCP	kg NMVOC eqv.	2.51E-06	2.53E-06	2.80E-06	3.02E-06	3.18E-06	3.64E-06	3.99E-06x+1.24E-07
ADP-e	kg Sb-eqv.	1.41E-11	1.42E-11	1.58E-11	1.70E-11	1.79E-11	2.05E-11	2.25E-11x+6.95E-13
ADP-f	MJ	4.07E-03	4.10E-03	4.55E-03	4.91E-03	5.16E-03	5.91E-03	6.48E-03x+2.00E-04
WU	m3 world eqv.	1.59E-03	1.60E-03	1.77E-03	1.91E-03	2.01E-03	2.30E-03	2.53E-03x+7.82E-05
Additional environmental impact indicators (EN 15804+A2)								
PM	disease incidence	1.61E-11	1.62E-11	1.80E-11	1.94E-11	2.04E-11	2.34E-11	2.57E-11x+7.94E-13
IR	kBq U235 eqv.	2.34E-05	2.36E-05	2.62E-05	2.82E-05	2.97E-05	3.40E-05	3.73E-05x+1.15E-06
ETP-fw	CTUe	3.13E-03	3.15E-03	3.49E-03	3.77E-03	3.97E-03	4.54E-03	4.98E-03x+1.54E-04
HTP-c	CTUh	1.67E-13	1.68E-13	1.87E-13	2.01E-13	2.12E-13	2.42E-13	2.66E-13x+8.23E-15
HTP-nc	CTUh	7.32E-12	7.37E-12	8.18E-12	8.83E-12	9.29E-12	1.06E-11	1.17E-11x+3.61E-13
SQP	Pt	1.14E-03	1.15E-03	1.28E-03	1.38E-03	1.45E-03	1.66E-03	1.82E-03x+5.64E-05

Product	Unit	W 1070	W 1051	W 1061	W 1071	W 1751	W 1081	Scaling Function
Nominal Unit weight	(g/m ²)	600	600	670	720	770	880	(x*1000)
Nominal Unit weight	(kg/m ²)	0.6	0.6	0.67	0.72	0.77	0.88	x
Indicators describing resource use and environmental information derived from life cycle inventory (LCI)								
PERE	MJ	7.20E-04	7.25E-04	8.04E-04	8.68E-04	9.13E-04	1.04E-03	1.15E-03x+3.55E-05
PERM	MJ	0.00E+00	0.00E+00	0.00E+00	0.00E+00	0.00E+00	0.00E+00	0.00E+00x+0.00E+00
PERT	MJ	7.20E-04	7.25E-04	8.04E-04	8.68E-04	9.13E-04	1.04E-03	1.15E-03x+3.55E-05
PENRE	MJ	4.07E-03	4.10E-03	4.55E-03	4.91E-03	5.17E-03	5.91E-03	6.49E-03x+2.01E-04
PENRM	MJ	0.00E+00	0.00E+00	0.00E+00	0.00E+00	0.00E+00	0.00E+00	0.00E+00x+0.00E+00
PENRT	MJ	4.07E-03	4.10E-03	4.55E-03	4.91E-03	5.17E-03	5.91E-03	6.49E-03x+2.01E-04
SM	Kg	0.00E+00	0.00E+00	0.00E+00	0.00E+00	0.00E+00	0.00E+00	0.00E+00x+0.00E+00
RSF	MJ	0.00E+00	0.00E+00	0.00E+00	0.00E+00	0.00E+00	0.00E+00	0.00E+00x+0.00E+00
NRSF	MJ	0.00E+00	0.00E+00	0.00E+00	0.00E+00	0.00E+00	0.00E+00	0.00E+00x+0.00E+00
FW	M3	3.73E-05	3.75E-05	4.16E-05	4.49E-05	4.73E-05	5.41E-05	5.94E-05x+1.84E-06
HWD	Kg	1.36E-13	1.37E-13	1.52E-13	1.64E-13	1.73E-13	1.98E-13	2.17E-13x+6.72E-15
NHWD	Kg	6.79E-04	6.84E-04	7.59E-04	8.19E-04	8.62E-04	9.86E-04	1.08E-03x+3.35E-05
RWD	Kg	1.46E-07	1.47E-07	1.64E-07	1.76E-07	1.86E-07	2.12E-07	2.33E-07x+7.21E-09
CRU	Kg	0.00E+00	0.00E+00	0.00E+00	0.00E+00	0.00E+00	0.00E+00	0.00E+00x+0.00E+00
MFR	Kg	0.00E+00	0.00E+00	0.00E+00	0.00E+00	0.00E+00	0.00E+00	0.00E+00x+0.00E+00
MER	Kg	0.00E+00	0.00E+00	0.00E+00	0.00E+00	0.00E+00	0.00E+00	0.00E+00x+0.00E+00
EET	MJ	0.00E+00	0.00E+00	0.00E+00	0.00E+00	0.00E+00	0.00E+00	0.00E+00x+0.00E+00
EEE	MJ	0.00E+00	0.00E+00	0.00E+00	0.00E+00	0.00E+00	0.00E+00	0.00E+00x+0.00E+00

8. References

Ecoinnovazione; 2024. Technical report: LCA study of geosynthetic products (GSY) for civil engineering works.

ISO 14040:2006, Environmental management - Life cycle assessment - Principles and framework

ISO 14044:2006, Environmental management - Life cycle assessment - Requirements and guidelines

ISO 14025:2010: Environmental labels and declarations — Type III environmental declarations — Principles and procedures EN 13249

EN 15804:2012+A2:2019/AC:2021 Sustainability of construction works — Environmental Product Declarations — Core rules for the product category of construction products

PCR A: General Program Category Rules for Construction Products from the EPD program Kiwa-Equability Experts, R.O_2021-07-16

PCR B: Product Category Rules for geosynthetic products - Requirements on the Environmental Product Declarations for geosynthetic products, Edition 2022-02-08

 <p>kiwa Ecobility Experts -VERIFICATION BODY-</p>	<p>Publisher Kiwa-Ecobility Experts Kiwa GmbH, Ecobility Experts Wattstraße 11-13 13355 Berlin Germany</p>	<p>Mail Web</p>	<p>DE.Ecobility.Experts@kiwa.com https://www.kiwa.com/de/de/themes/ecobility-experts/ecobility-experts/</p>
 <p>kiwa Ecobility Experts -VERIFICATION BODY-</p>	<p>Programme operator Kiwa-Ecobility Experts Kiwa GmbH, Ecobility Experts Wattstraße 11-13 13355 Berlin Germany</p>	<p>Mail Web</p>	<p>DE.Ecobility.Experts@kiwa.com https://www.kiwa.com/de/de/themes/ecobility-experts/ecobility-experts/</p>
 <p>ecoinnovazione spin off ENEA</p>	<p>LCA Practitioner Ecoinnovazione Srl Via della Liberazione 6/C 40128 Bologna (BO)</p>	<p>Tel. Web</p>	<p>+ 39 328 987 0609 www.ecoinnovazione.it</p>
	<p>Owner of the declaration Officine Maccaferri S.p.A. Via del Faggiolo, 1/12 40132 Bologna (BO) Italy</p>	<p>Tel. Fax. Mail Web</p>	<p>+39 051 6436000 +39 051 6436201 info@maccaferri.com www.maccaferri.com</p>

Kiwa-Ecobility Experts -
established member of

